

# My Name Is Rez

Learning Focus: Respect for Others



# Before we begin..

Respect for other people also includes respect for the language they may speak.

1. How many different languages do you think are spoken in our world? Are there... 10, 100, 1000, or more than 6000?

2. Speaking in another person's language is a way of showing respect to them. Can you speak words from any other languages? What are they?

3. If you found yourself in a group of people whose language you couldn't understand, what would be helpful for you to be able to relate to them?






# Get Ready!

**CLICK THE LINK BELOW TO  
ACCESS THE BOOK**

[My Name Is Rez E-book](#)





# READ THE BOOK AND ANSWER THESE QUESTIONS:

1. On the first page, Rez tells us... 'We've never had our own homeland. This has made life tough for us.' Read about the things Rez and her family had to deal with that made life tough. Choose one that you would find really tough and explain why.

2. If you were a refugee how would you like people to treat you?



# KEEP GOING!

3. Rez and her family were resettled in New Zealand. Some things were exciting and positive. Some things were tricky for Rez. Read about her school experiences. If Rez was in your class, what could you do to support her?

4. Read about when Rez reflects on how kids teased her when she was younger. Think about the insights she has to share now. How could you use them to show respect and help others in your community?






# What's next?

Watch the video below and answer these questions →



## Red Cross Refugee Programmes



1. How do Red Cross volunteers show respect as they assist refugees to settle in New Zealand?



2. On arrival in New Zealand, many former refugees don't have the networks and contacts to find work. The Red Cross are always looking for good employers who are keen to offer that first step up, and give somebody their first job here. How are these employers showing respect for refugees?







# Keep going!




3. What are the positive personal qualities that many refugees have that kiwi employers value and respect?

Watch this video about the Mangere Refugee Resettlement Centre:

[Where refugees go when they arrive in New Zealand](#)

According to the video, we should do our best to...





# My Thinking Coaches

Here are a couple of 'Thinking Coaches' that may help. Are there any Thinking Coaches you want to add to your personal Thinking Coaches Journal? If so, do it now...

**"When I listen to others I am showing them respect."**

**"It helps me understand and respect others when I recognise that we are all the same in many ways"**

**"People may have different points of view to me and that is ok."**







## NOW IT'S TIME TO PUT YOUR THINKING COACHES INTO ACTION!

You are going to make a mini phrasebook, in another language, using text boxes and photographs.

1. Choose a language spoken by refugees where you live e.g. Arabic, Nepali, French...
2. Choose some words or phrases that kids use everyday. E.g. 'How are you?', 'Come and play with us.'
3. Translate these into the language you have chosen. You can use [Google Translate](#) to help: E.g. Select 'Kurdish' from the drop down box on the right and type in 'Hello' in the box on the left. You will see that Hello in Kurdish is 'Slav'!



4. Take a photo of a person acting out the words in your phrasebook, or get someone to photograph you.

5. Compile the pictures with text boxes into a mini book (you could make it hard copy or electronic using an app e.g. book creator) and try it out with someone who can give you feedback on your work.

6. Share your completed book with your class or upload it to Google Classrooms or whichever online server your class uses.





# Extra for Experts

‘Learning and practicing how to do our best.’

**Instructions:** Check and see if there are people who are refugees in your community. Ask your Teacher to help you make contact with a local refugee support group and ask them if a person can come and speak to your class.


**Step 1:** Think about the people who are in the communities around you and see if there are people who are or have been refugees. Where have these people come from?

**Step 2:** Ask your Teacher to help you contact a local refugee support group and arrange a time for someone to visit your class.


**Step 3:** Work with your classmates and prepare some questions that would help you to find out about their stories and how you can help them now.








1. What have you learned from listening to the stories of those who are refugees?



2. What positive things can I do to encourage, include and support refugee people?



**REFLECTION  
TIME**